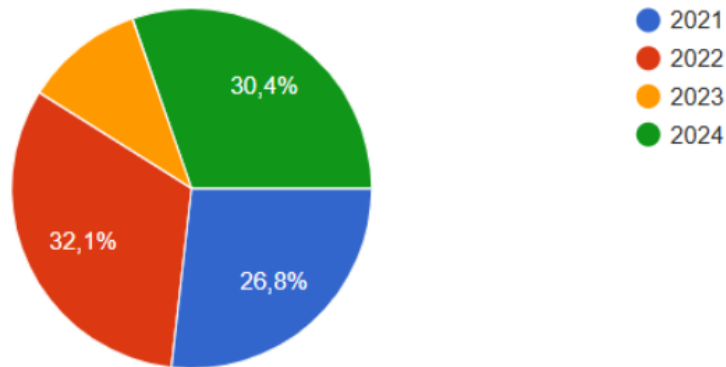


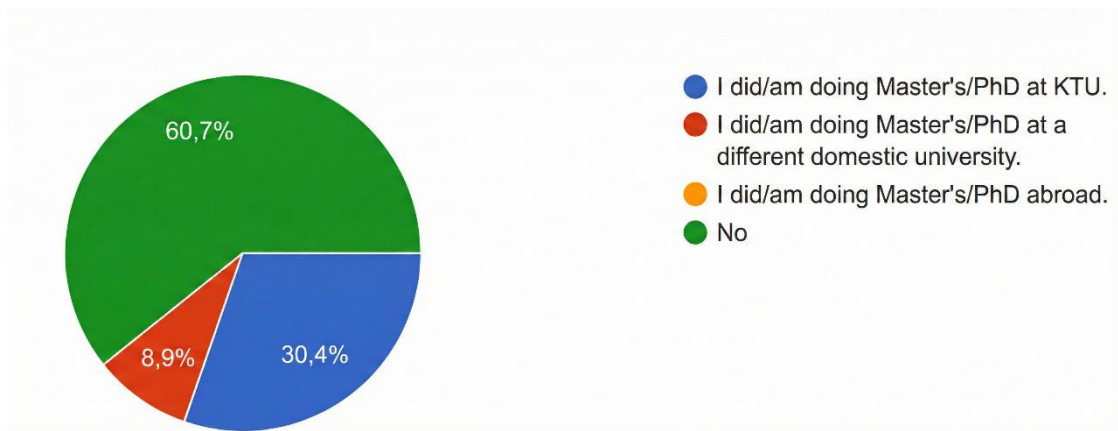
**K.T.Ü CIVIL ENGINEERING DEPARTMENT GRADUATE TRACKING  
FORM  
(100% ENGLISH PROGRAM)**

56 participants responded to the online survey conducted with students who graduated from our department in different years. 26.8% of the participants graduated in 2021, 32.1% in 2022, 10.7% in 2023, and 30.4% in 2024 (Figure 1). The statistical data obtained from this survey study are summarized below.



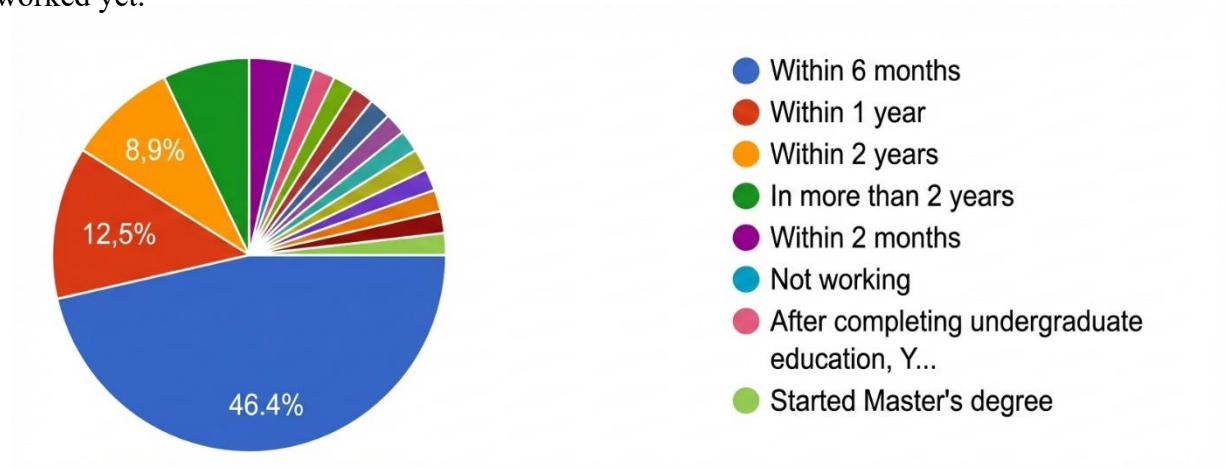
**Figure 1.** Distribution of participants by graduation year

When the postgraduate education status of the participants after graduation was evaluated, 60.7% of the participants stated that they did not receive postgraduate education, 30.4% stated that they received or are receiving postgraduate education at KTU, and 8.9% stated that they received or are receiving postgraduate education at a different university in Turkey (Figure 2).



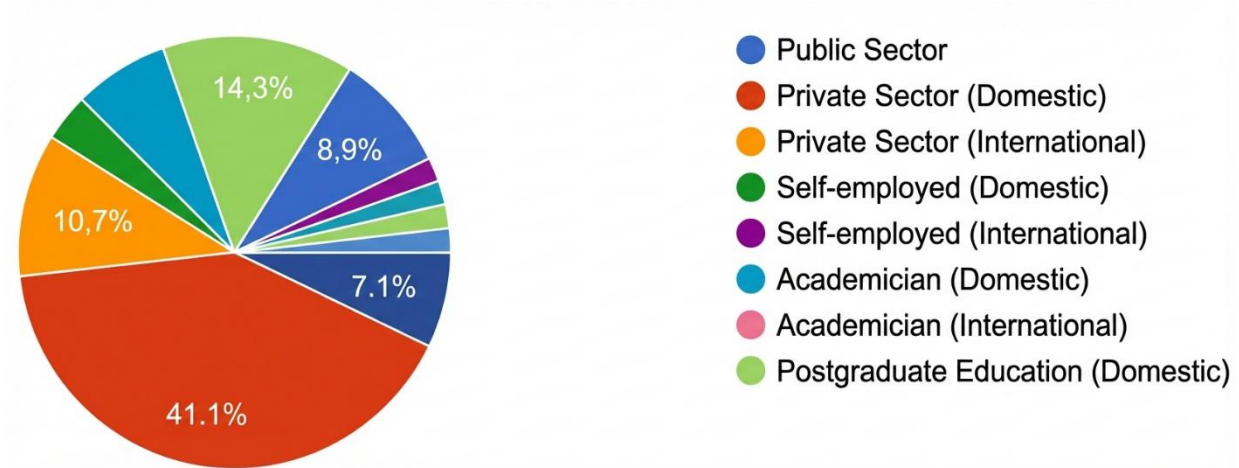
**Figure 2.** Distribution of participants according to postgraduate education status

When the job finding duration of the participants after graduation was evaluated, 55.3% found a job within six months, 12.5% within one year, 8.9% within two years, and 7.1% found a job after more than two years (Figure 3). 16.2% of the participants stated that they have not worked yet.



**Figure 3.** Distribution of participants according to job finding duration after graduation

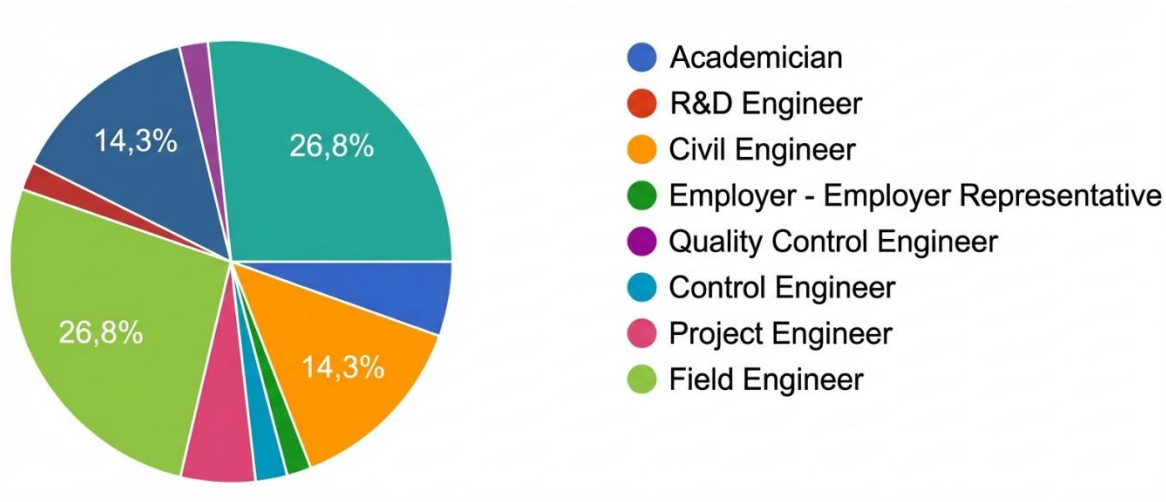
When the participants were evaluated according to their field of activity, it was observed that 53.6% (42.9% domestic, 10.7% international) work in the private sector and 8.9% work in the public sector. 3.6% of the participants stated that they run their own business, 14.3% are pursuing postgraduate education, and 12.5% are not working. 7.1% of the participants serve as academicians (Figure 4).



**Figure 4.** Distribution of participants according to their field of activity

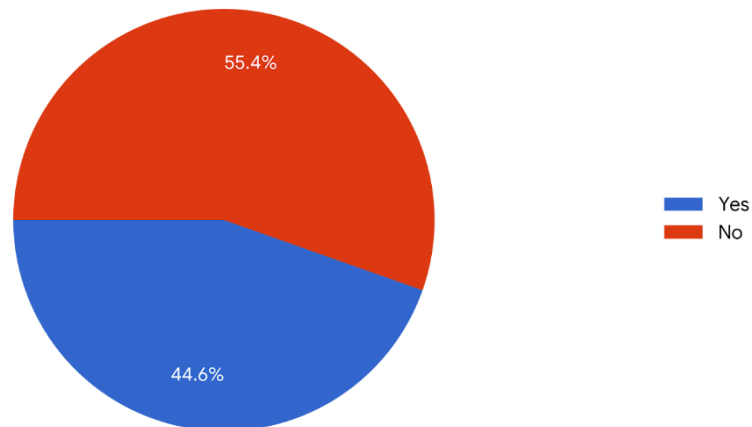
When the participants were asked about their positions in the workplace, 14.3% answered civil engineers, 26.8% site engineer, 1.8% site supervisor, 5.4% academician, 14.3% technical office

engineer, 1.8% control engineer, 1.8% employer-employer representative, 4.4% project engineer, 1.8% building inspection officer, and 26.8% answered other (Figure 5).



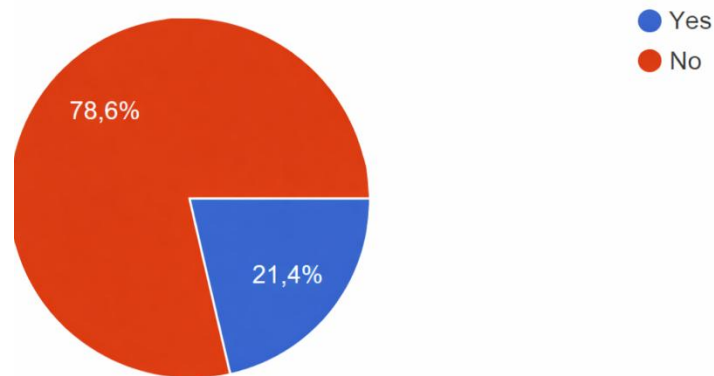
**Figure 5.** Distribution of participants according to their positions in the workplace

When participants were asked whether they achieved their targeted career after graduation, 55.4% answered yes, and 44.6% answered no (Figure 6).



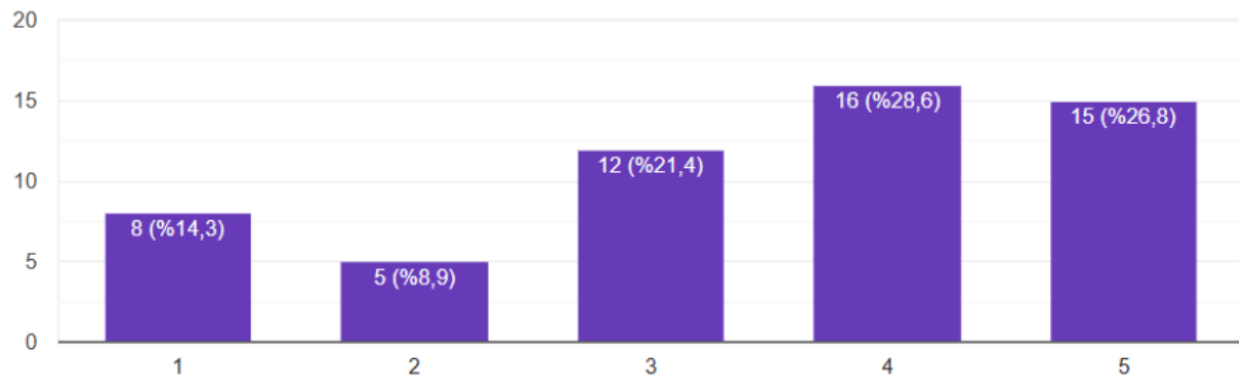
**Figure 6.** Distribution of participants' responses to the question 'Did you achieve your targeted career after graduation?'

When participants were asked whether they have held a management position in their career history, 21.4% answered yes, and 76.6% answered no (Figure 7).



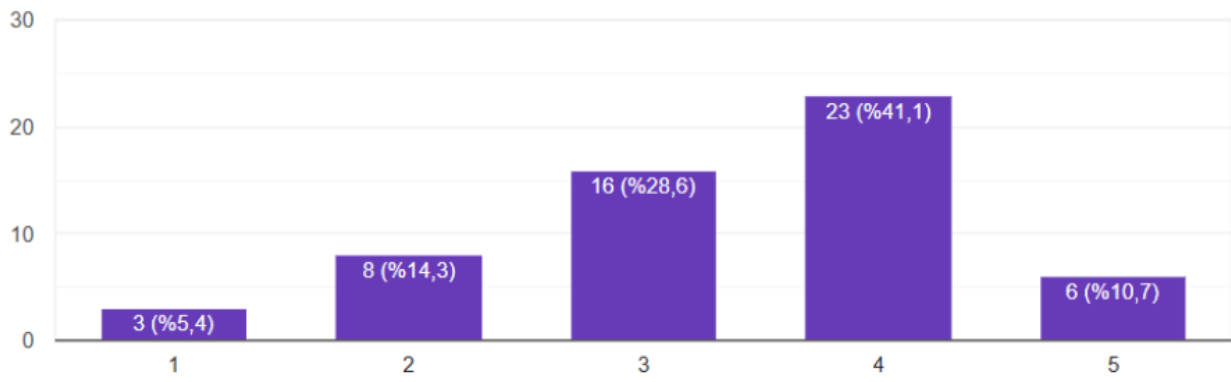
**Figure 7.** Distribution of participants' responses to the question 'Have you held a management position in your career history?'

When participants were asked on a scale from 'No Contribution' to 'Very High Level Contribution' (1 to 5) how they evaluate the contribution of the English education provided in the civil engineering department to their professional life, 26.8% answered 'Very High Level Contribution', 28.6% answered 'Good Level Contribution', 21.4% answered 'Medium Level Contribution', 8.9% answered 'Low Contribution', and 14.3% answered 'No Contribution' (Figure 8).



**Figure 8.** Distribution of participants' responses to the question 'How do you evaluate the contribution of the English education provided in the civil engineering department to your professional life?'

When participants were asked on a scale from 'No Contribution' to 'Very High Level Contribution' (1 to 5) how they evaluate the contribution of the courses taught in the civil engineering department to their professional life, 10.7% answered 'Very High Level Contribution', 41.1% answered 'Good Level Contribution', 28.6% answered 'Medium Level Contribution', 14.3% answered 'Low Contribution', and 5.4% answered 'No Contribution' (Figure 9).



**Figure 9.** Distribution of participants' responses to the question 'How do you evaluate the contribution of the courses taught in the civil engineering department to your professional life?'